

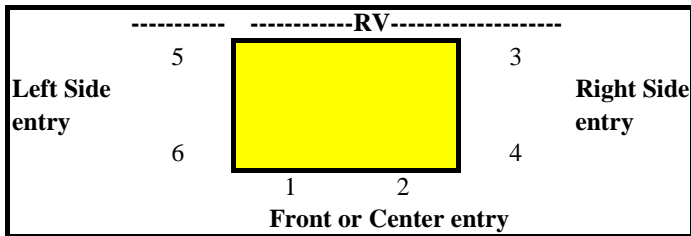
D40- Size 40"X 40". Heights: 21",28",35". Stairs: 2 steps +deck 21", 3 steps +deck 28", 4 steps+deck 35". Stairs: 10"deep X 30:wide on 7" risers with 2 hand railings.

There are 6 possible setups for stairs of all D40 models:

- 1- Center Entry with stairs offset to left side
- 2- Center Entry with stairs offset to right side
- 3-Right Side Entry with stairs offset to RV
- 4- Right Side Entry with Stairs offset away from RV
- 5-Left Side Entry with stairs offset to RV
- 6- Left Side Entry with stairs offset away from RV.

Deck Railings Used:

- DR40 Left side, DR39 Right Side, DR09 Right Front Not used DR08 railing
- DR39 Left Side, DR40 Right Side, DR09 Left Front. Not used DR08 railing
- DR40 Left Side, DR39 Front, DR08 Right side away from RV. Not used DR09 Railing
- DR40 Left Side, DR39 Front, DR08 Right side to from RV. Not used DR09 Railing
- DR40 Right Side, DR39 Front, DR08 Left side to RV. Not used DR09 Railing
- DR40 Right Side, DR39 Front, DR8 Left side away from RV. Not used DR09 Railing



D40 deck railing Actual Sizes: (4 total railings for 6 possible stairs set ups)

- DR40: 40"
- DR39: 39"
- DR09: 8 3/4"
- DR08: 7 3/4"

Other components are: Deck: D40, 2-DLxx (deck Legs), 2 DBXX (deck Legs braces)


Stairs: S21, S28 or S35 Stair Railings (2): SR21, SR28 or SR35

Total number of components for D40 StairSafe models is: 12

Note: Other custom setup available for multiple decks and stairs.



2-Center (offset right)



6-Left (offset from RV)



3-Right (offset to RV)

D60- Size 40"X 60". Heights: 21",28",35". Stairs: 2 steps +deck 21", 3 steps +deck 28", 4 steps+deck 35". Stairs: 10"deep X 30:wide on 7" risers with 2 hand railings.

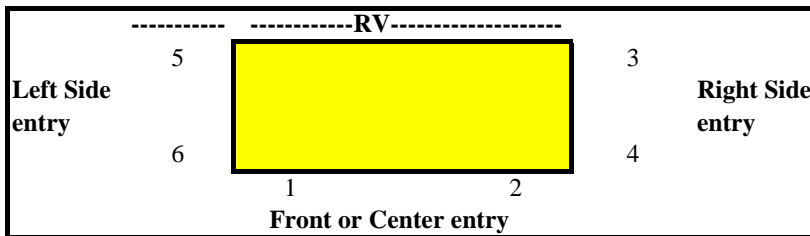
There are 10 possible setups for stairs of all D60 models:

Deck Railings Used:

6 possible setups with 60 inch side up to RV:

- 1- Center Entry with stairs offset to left side
- 2- Center Entry with stairs offset to right side
- 3-Right Side Entry with stairs offset to RV
- 4- Right Side Entry with Stairs offset away from RV
- 5-Left Side Entry with stairs offset to RV
- 6- Left Side Entry with stairs offset away from RV.

- DR40 Left side, DR40 Right Side, DR28 Right Front Not used DR09 DR30, DR29
 DR40 Left Side, DR40 Right Side, DR28 Left Front. Not used DR09 DR30, DR29
 DR40 Left Side, DR28&DR30 Front, DR09 right side away from RV. Not used DR40,DR29
 DR40 Left Side, DR30 & DR29 Front, DR09 Right side to RV. Not used DR40,DR28
 DR40 Right Side, DR28 & DR30 Front, DR09 Left side away from RV. Not used DR40, DR29
 DR40 Right Side, DR30 & DR29 Front, DR09 Left side to RV. Not used DR40 & DR28



D60 deck railing Actual Sizes: (6 total railings for 10 possible stairs set up)

- DR40: 40" (2)
- DR09: 8 3/4"
- DR28: 27 3/4"
- DR29: 28 3/4"
- DR30: 30 1/4"

1-Center Entry (offset Left)



6-Left Entry (offset away from RV)

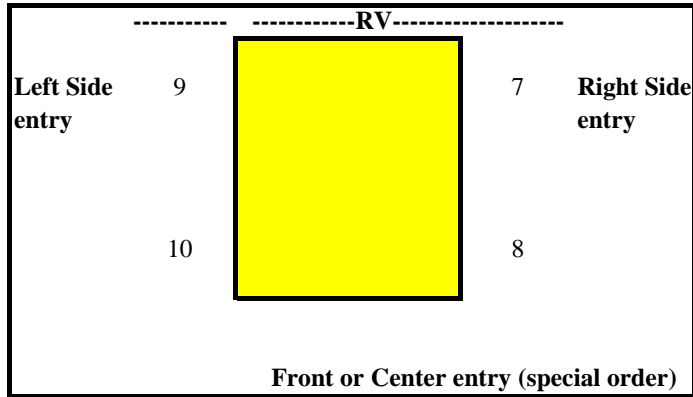


40 inch side up to RV

4 possible setups with 40 inch side up to RV:

- 7- Right Side Entry with stairs offset to RV
- 8- Right Side Entry with Stairs offset away from RV
- 9- Left Side Entry with stairs offset to RV
- 10- Left Side Entry with stairs offset away from RV.

- DR40 Front, DR28 & DR30 Left side, DR29 right side away from RV. Not used DR40, DR09 Railing
- DR40 Front, DR28 & DR30 left side, DR29 Right side to RV. Not used D40, D9 Railing
- DR40 Front, DR28 & DR30 right side, DR29 Left side away from RV. Not used D40, D9 Railing
- DR40 Front, DR28 & DR30 right side, DR29 Left side to RV. Not used D40 & D9 Railing



D60 deck railing Actual Sizes: (6 total railings for 10 possible stairs set ups)

- DR40: 40" (2)
- DR09: 8 3/4"
- DR28: 27 3/4"
- DR29: 28 3/4"
- DR30: 30 1/4"

Other components are: Deck: D60, 2-DLxx (deck Legs), 2 DBXX (deck Legs braces)

Stairs: S21, S28 or S35 Stair Railings (2): SR21, SR28 or SR35

Total number of components for D60 StairSafe models is: 14

Note: Other custom setup available for multiple decks and stairs.

7-Right Entry (offset away from RV)

